


## ملحق (١)

١. إيصال خط مستقيم بين نقطتين.



١. تلوين شكل.








٢. كتابة الاسم الشخصي للطالب، إضافة إلى كلمات يعرفها.





---

---

## ملحق (٢)

رسم الأشكال الهندسية.





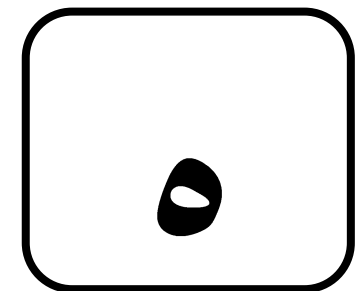











١. نسخ الأرقام من (١\_ ١٠).

٥	٤	٣	٢	١











١٠	٩	٨	٧	٦

٢. إملأ الأرقام (٠\_١٠).


١. ورقة عمل ملائمة العدد للمعدود ضمن المجموعة (٥-٠)



٢. ورقة عمل ملاعبة العدد للمعدود ضمن المجموعة (٥-١٠)





ملحق (٦)

بطاقات تبنیوت لائی

